

DEXTER'S DOG WALK

WELLIES ARE RECOMMENDED AS IT CAN BE MUDDY.

1. START FROM THE SHREWSBURY ARMS CAR PARK. TURN LEFT AND WALK DOWNHILL

2. TAKE A LEFT ONTO SCHOOL VIEW ROAD. FOLLOW THE ROAD AROUND TO THE RIGHT. THE CHURCH IS NOW IN FRONT OF YOU. TAKE A LEFT AT THE END OF THE ROAD.




3. CONTINUE ALONG CHURCH LANE. YOU WILL PASS: STONIER DRIVE ON YOUR LEFT AND THEN THE BUNGALOWS. KEEP GOING PAST KINGSTONE HALL FARM WHICH IS ON YOUR LEFT.



4. THE ROAD WILL EVENTUALLY OPEN OUT AND YOU WILL HAVE FIELDS ON BOTH SIDES OF YOU. KEEP GOING PAST THE CONVENIENTLY PLACED RUBBISH BIN.



5. CONTINUE UP THE TRACK AND PASS THE SIGN FOR KINGSTONE WOODS.




6. FOLLOW THE TRACK INTO THE WOODS AND PASS THE GAME KEEPERS LODGES ON YOUR LEFT. KEEP GOING ALONG THE TRACK.

6. FOLLOW THE TRACK UNTIL YOU GET TO A BENCH WITH A FORK . TAKE THE LEFT PATH.



7. FOLLOW THE TRACK PAST THE UP TURNED EWE TREE. THIS BIT IS USUALLY PRETTY MUDDY.




8. CONTINUE TO THE END OF THE PATH UNTIL YOU CAN SEE A GATE IN FRONT OF YOU. DO NOT GO THROUGH IT. REMAIN IN THE WOODS AND TAKE THE PATH TO THE RIGHT.



**9. FOLLOW THE PATH ROUND UNTIL YOU REACH THE FIRM TRACK AGAIN. TURN RIGHT AND FOLLOW THE PATH BACK TOWARDS TO THE BENCH.
10. YOU MAY WISH TO PAWS, AND USE THE SPA FACILITIES ON YOUR LEFT...**



11. CONTINUE ALONG THE TRACK PAST THE BENCH ON YOUR RIGHT AND TAKE THE FORK TO THE LEFT.




12. FOLLOW THE TRACK BACK UP AND OUT OF THE WOODS. CONTINUE AND REJOIN THE ROAD. FOLLOW IT BACK THE WAY YOU CAME IN.



13. KINGSTONE HALL FARM IS NOW ON YOUR RIGHT AND 50 YARDS UP FROM HERE ON YOUR LEFT THERE IS ONE LAST CHANCE FOR A SPA.

14. CONTINUE ALONG THE ROAD AND TAKE A RIGHT AT SCHOOL VIEW THEN A RIGHT AGAIN UP ONTO UTTOXETER ROAD.

15. THE SHREWSBURY ARMS IS AT THE TOP OF THE HILL ON YOUR RIGHT. DOG TREATS ARE WAITING AT THE DOG BAR.



WE HOPE YOU ENJOYED YOUR WALK. WE DO THIS WALK THE FIRST SATURDAY OF THE MONTH AT 11AM IF YOU WOULD LIKE TO JOIN US.